

All-in-one Golf Reservation Management Solution

# Nowswing Service Overview

[Nowswing.com](https://nowswing.com)



# CONTENT

01

## **What, Nowswing**

About Us

Service Target

02

## **How, Nowswing**

Nowswing Ecosystem

Operating System (OS)

APP

03

## **Why, Nowswing**

Benefits After Adoption

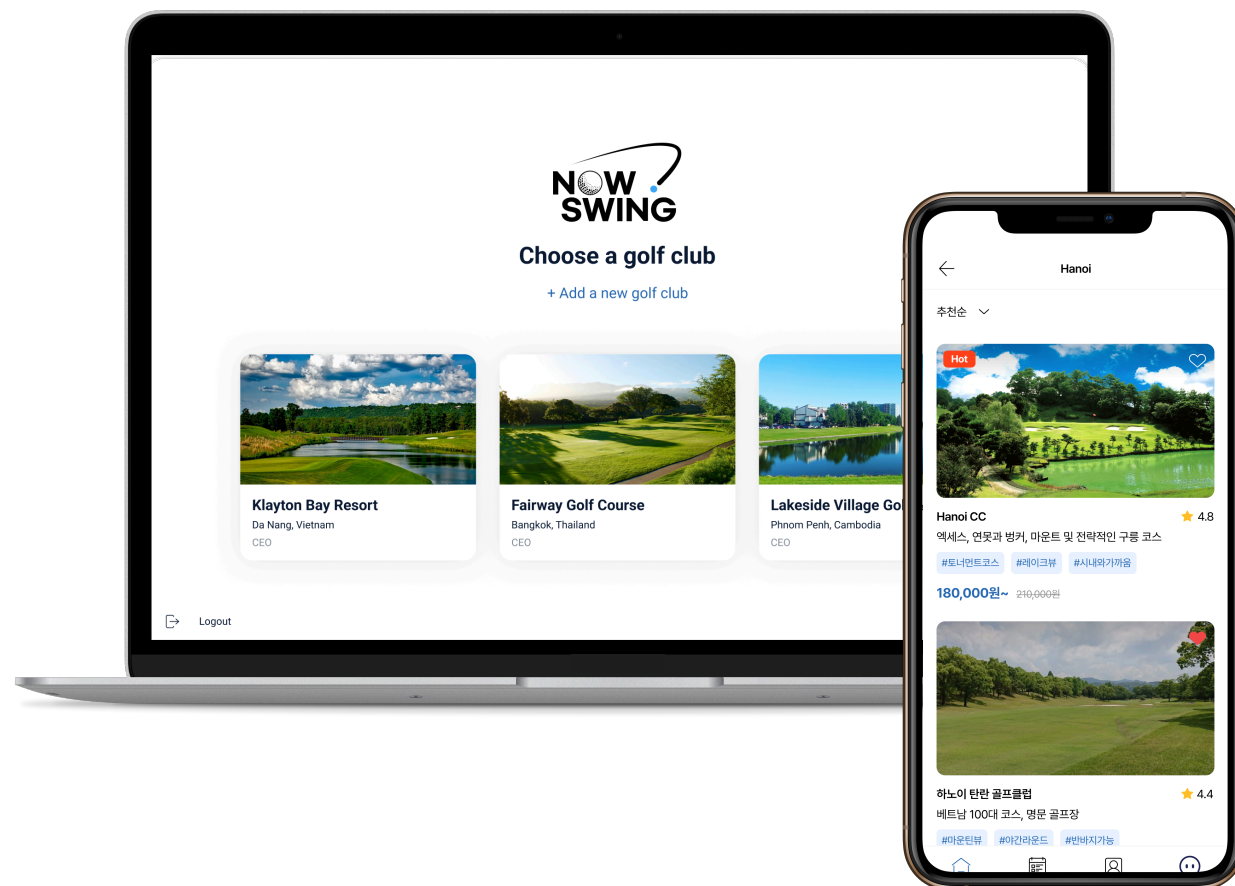
Onboarding Process

Partner Benefits

What we do

01 What, Nowswing

# Streamline tee-time management with Nowswing



## 01 Manage reservations in real-time

Nowswing OS enables golf clubs to manage tee-time availability and monitor bookings in real time.

## 02 Integrate and optimize booking channels

Nowswing integrates with existing booking channels (calls, SMS, websites, agents), reducing manual tasks and boosting efficiency.

## 03 Expand your online customer base

Nowswing helps golf clubs attract more golfers with a seamless booking experience and user-friendly interface.


## Service Target

Nowswing flexibly supports all types of golf courses — regardless of size, location, or operating model.



### Courses Still Using Manual Operations

For courses still managing bookings via phone, text, or email — and ready to upgrade to a real-time online reservation system.



### Multi-Course Golf Facilities and Multi-Location Operations

Perfect for clubs operating multiple courses or locations, including 18/27/36-hole layouts. Nowswing enables centralized tee-time management — by course, location, or across the entire network.



### Courses Looking to Attract International Golfers

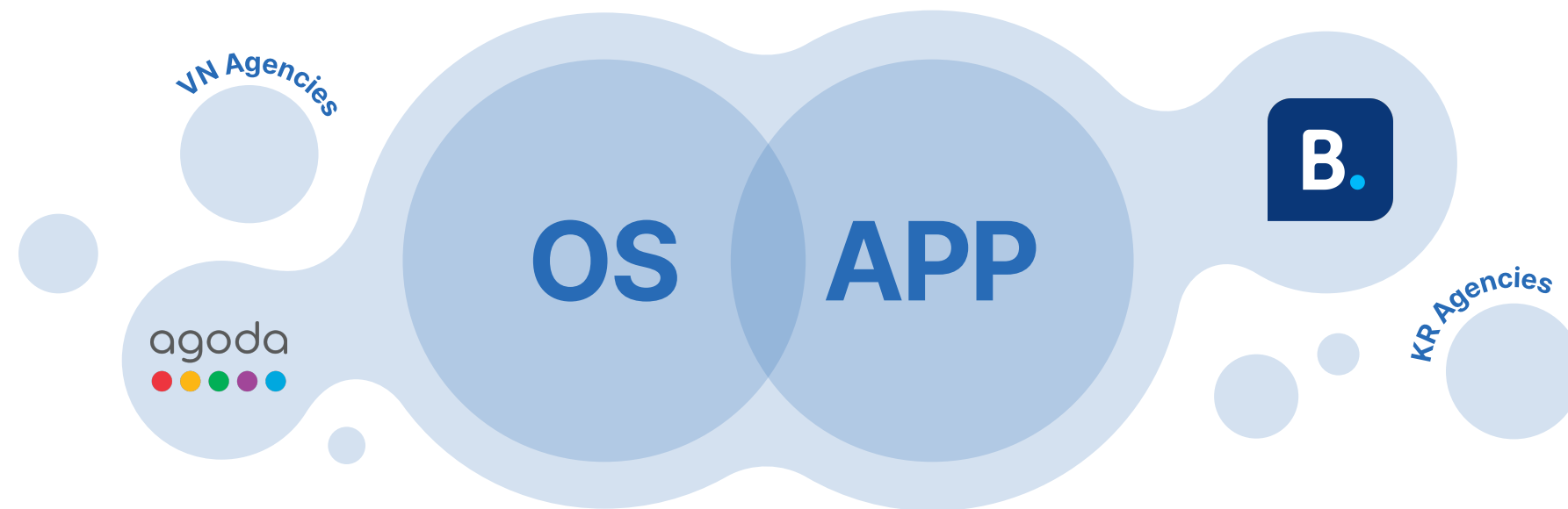
Tailored for courses aiming to attract international golfers, especially in the Asian market.

- \* Multi-language support and global payment compatibility
- \* Expansion planned for North America and Europe



# Nowswing Ecosystem

Manage tee-times seamlessly and efficiently with real-time integration across OS, app, and OTA channels.



## Unified Tee-Time

Manage all tee-times in a single system for better visibility and smoother operations.



## Real-Time Booking Sync

App bookings sync instantly with the OS — preventing overlaps and minimizing operational errors.



## Data-Driven Insights

Track repeat rates, segment customers, and analyze booking performance with real data.

How to use

# Operating System (OS)

Log in & set up tee-times

02 How, Nowswing

The screenshot shows the 'Add tee time' form in the Nowswing OS interface. The form is titled 'Add tee time' and is located in the main content area. The left sidebar contains a navigation menu with the following items: Dashboard, Management (expanded), Course info, Tee time (selected), Pricing, Reservation, Customer, and Staff. The top right of the interface shows the user's name 'Peter Parker' and a language selector set to 'English'. The form itself has several sections: 'Tee time info' with a 'Name' field; 'Part info' with buttons for 'Part 1', 'Part 2', 'Part 3', 'Part 4', and a '+' button; 'Part name' with a text field and a trash icon; 'Max number of players' with a text field; 'Cart & Caddie' with checkboxes for 'Cart available' and 'Caddie available'; 'Time interval (minute)' with a dropdown menu and a 'Time interval' text field; 'First tee up time' and 'Last tee up time' with time pickers; and a bottom section with 'Delete', 'Save', and 'Cancel' buttons.



Once the course, tee-times, and pricing are set, the system applies them automatically when published.



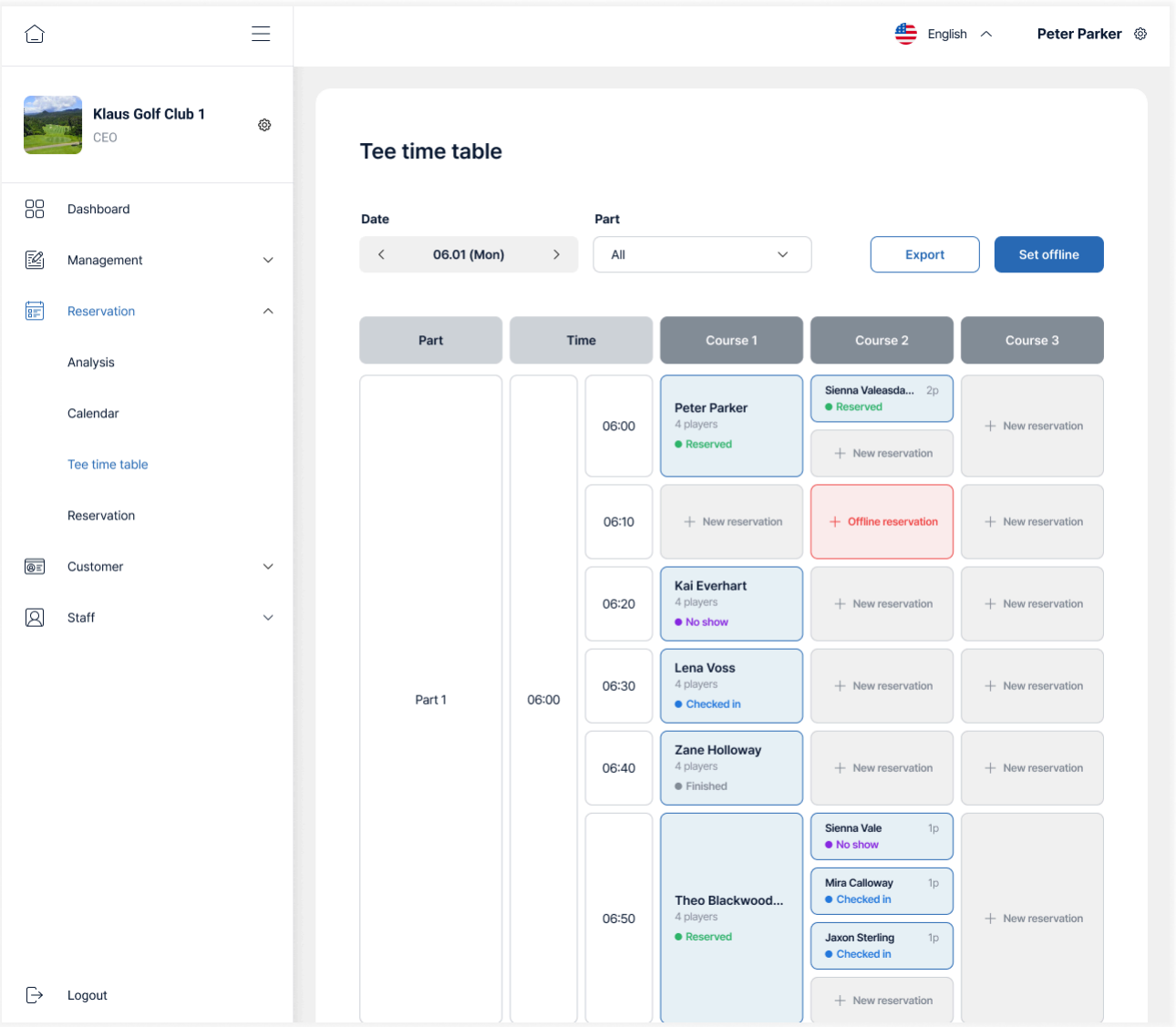
Easily set time-based pricing for peak/off-peak hours and weekdays/weekends.



Enter start time, end time, and interval — the system generates the full tee sheet automatically.

# Operating System (OS)

Tee-time scheduling dashboard



Select the date and basic settings — the system automatically applies the correct pricing.



Schedules are clearly organized by time and course, streamlining tracking and coordination.



Offline-reserved tee-times are hidden from public view, allowing greater operational flexibility.

How to use

02 How, Nowswing

# Operating System (OS)

Check in/Check out management

The screenshot displays a web-based reservation management system. On the left, a 'Reservation' modal window is open, showing 'Customer information' with fields for name (Peter Parker), VVIP status, and a summary of 10 reservations, 1 cancellation, and 0 no-shows. On the right, a table lists individual reservations with their status: Peter Parker (Checked in), Minsu Ko (Reserved), James Choi (No show), and Hanyoung Gim (Checked out). The interface includes a 'Save' button and a 'Check-in' button at the bottom.

Reservation	Status	Change history
Peter Parker	Checked in	
Minsu Ko	Reserved	
James Choi	No show	
Hanyoung Gim	Checked out	



Team and player-based status tracking  
for error reduction and history  
management



On-site workload reduction  
through **self check-in** integration



Fast, accurate billing  
via **digital passport** integration

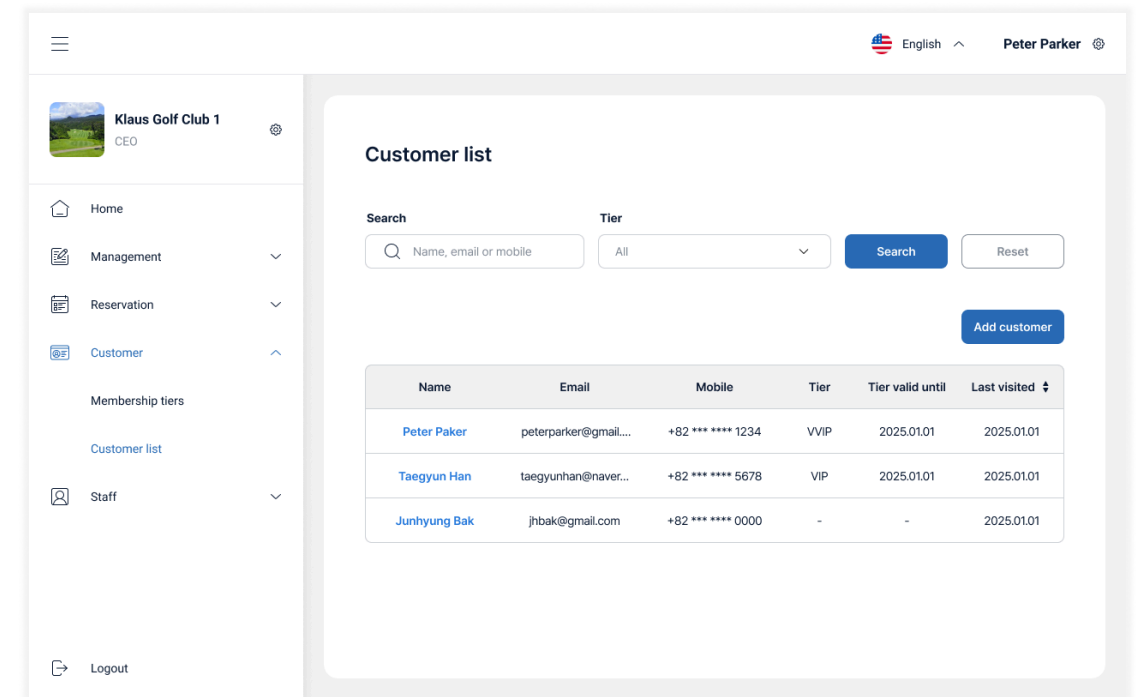
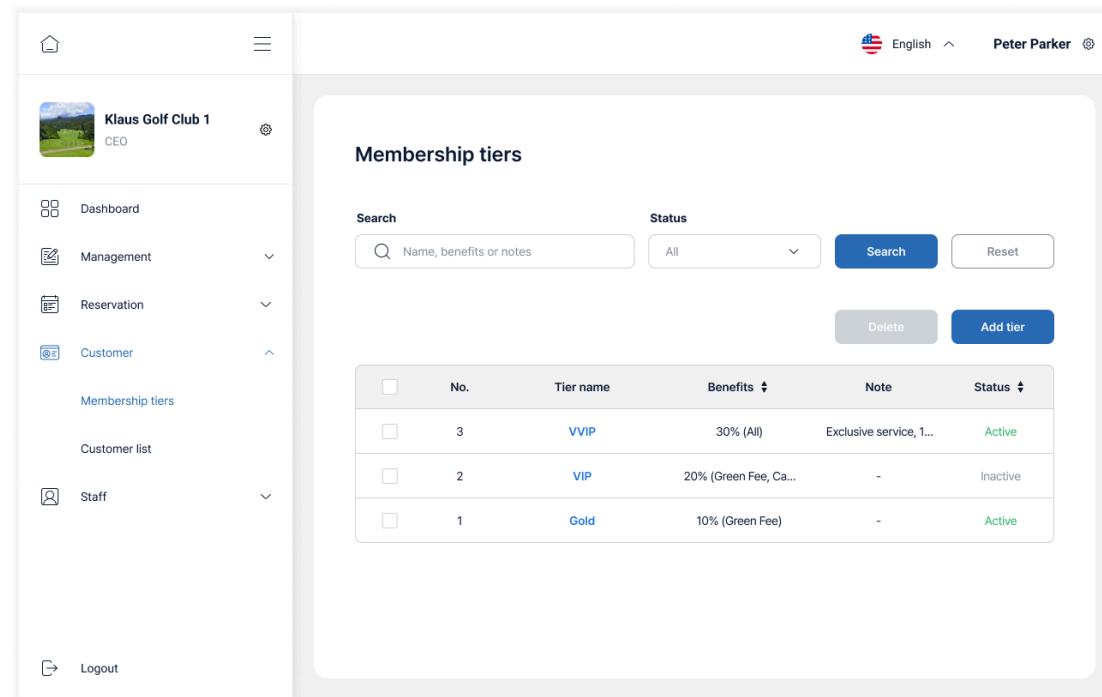
(Q4 2025)

How to use

02 How, Nowswing

# Operating System (OS)

Membership & customer information management



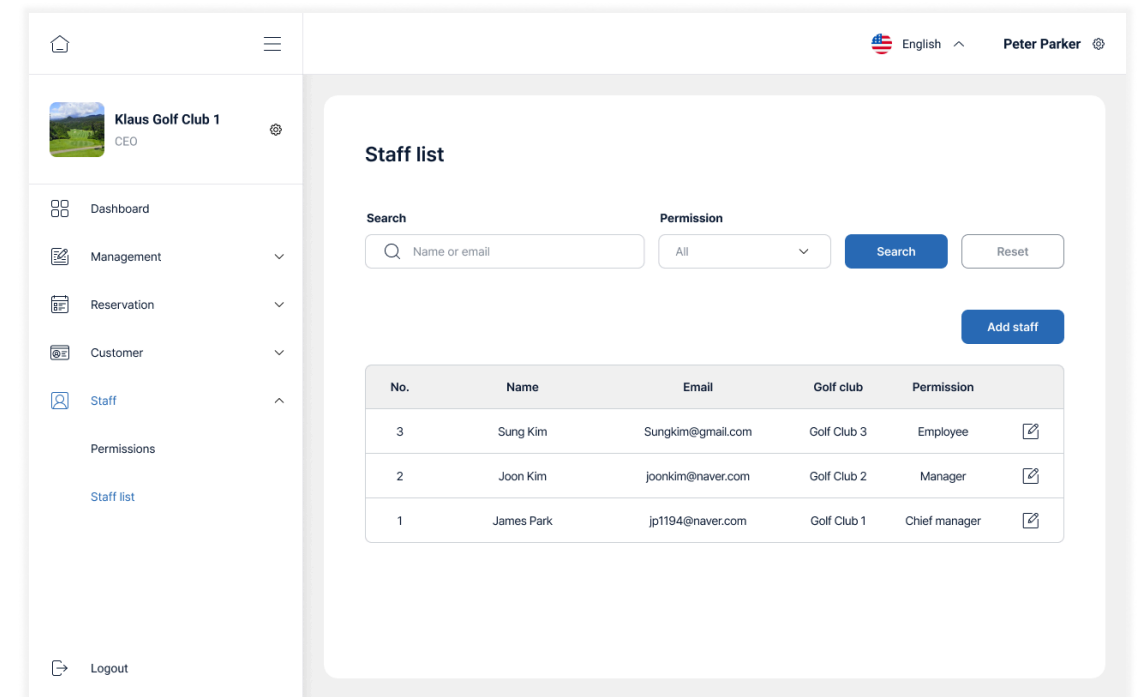
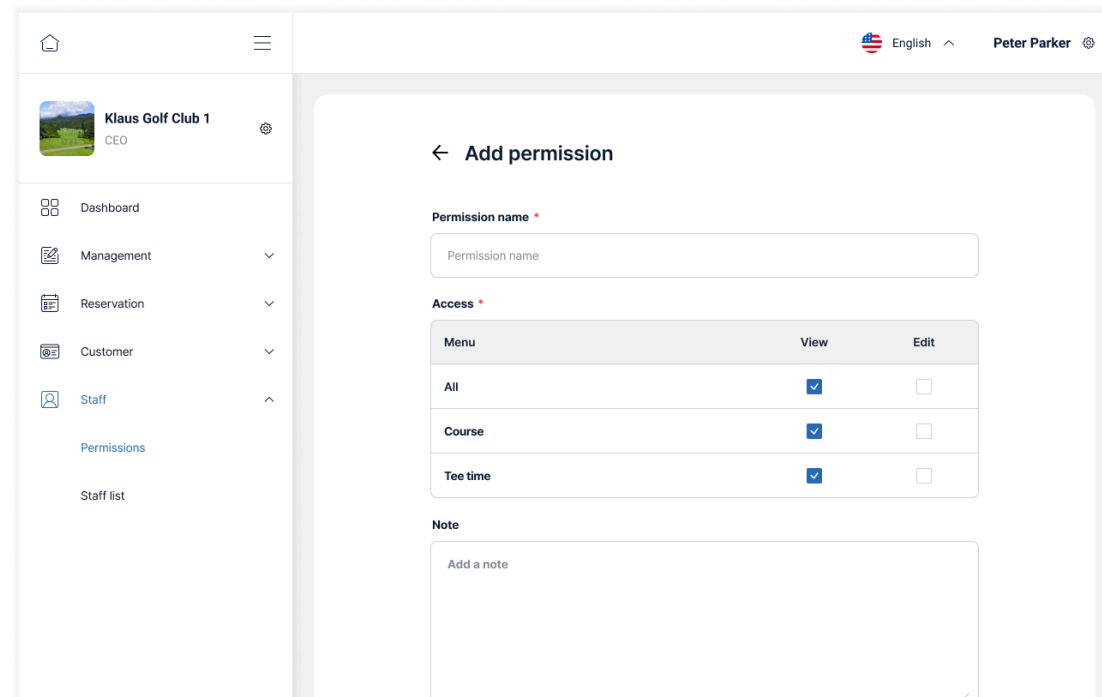
Set membership tiers aligned with your operations, including discounts and usage policies.



All customer data, including Nowswing app users, is unified in one system — enabling personalized promotions and service.

# Operating System (OS)

Staff management & security



Assign view, create, and edit permissions per page to manage staff access with ease.

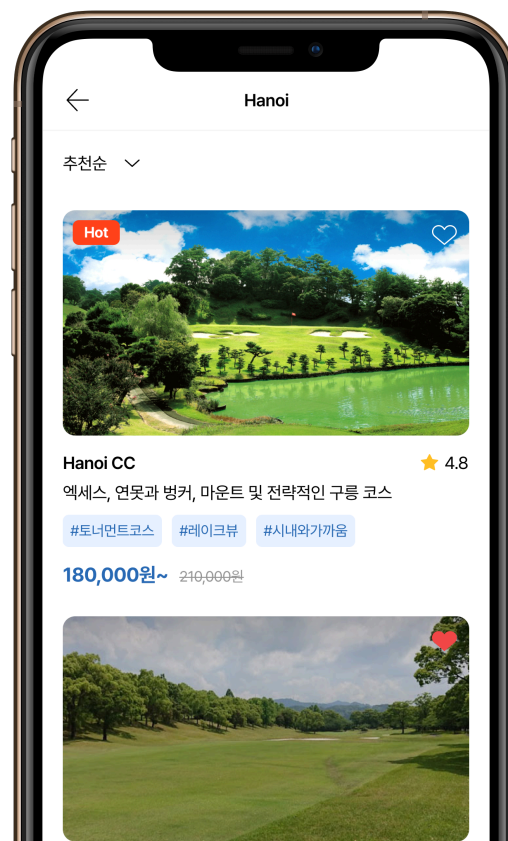


OS accounts are invite-only and can be issued by admins only — ensuring maximum system security.

# APP

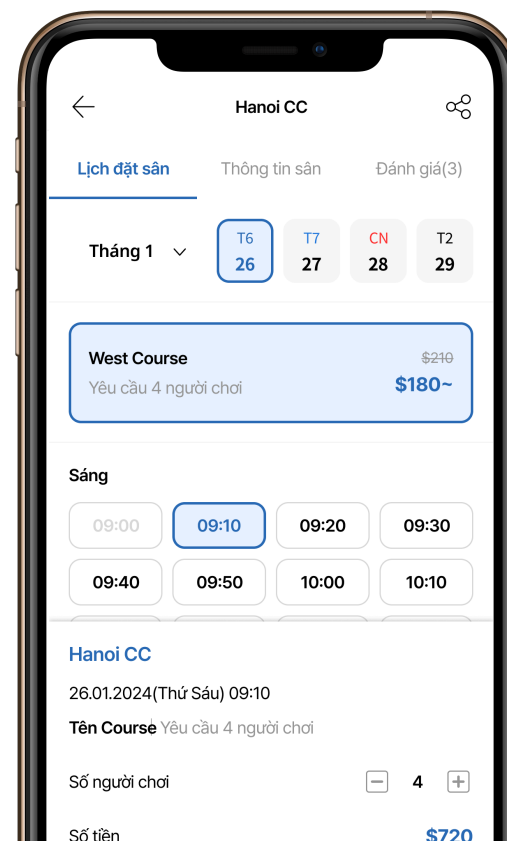
Golf course info synced with the OS

## Discover



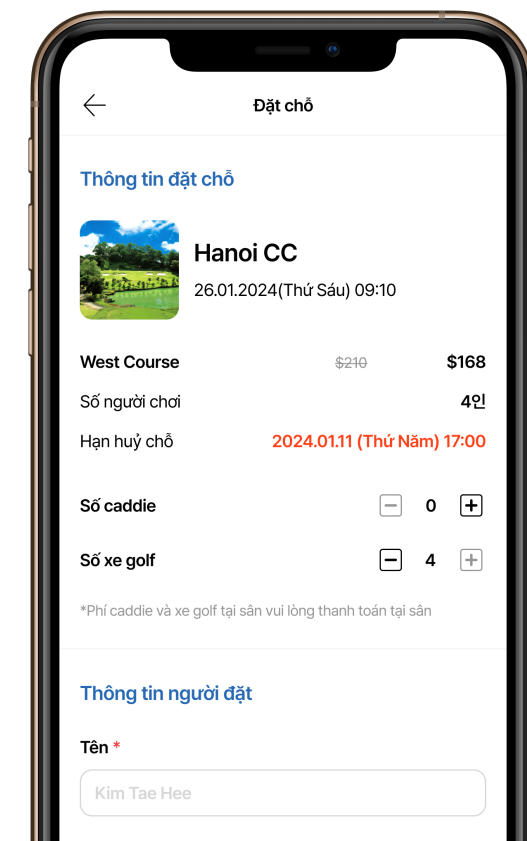
Courses registered and verified via the OS are listed in the app.

## Select



Users select a course, date, and available tee-times directly in the app.

## Book

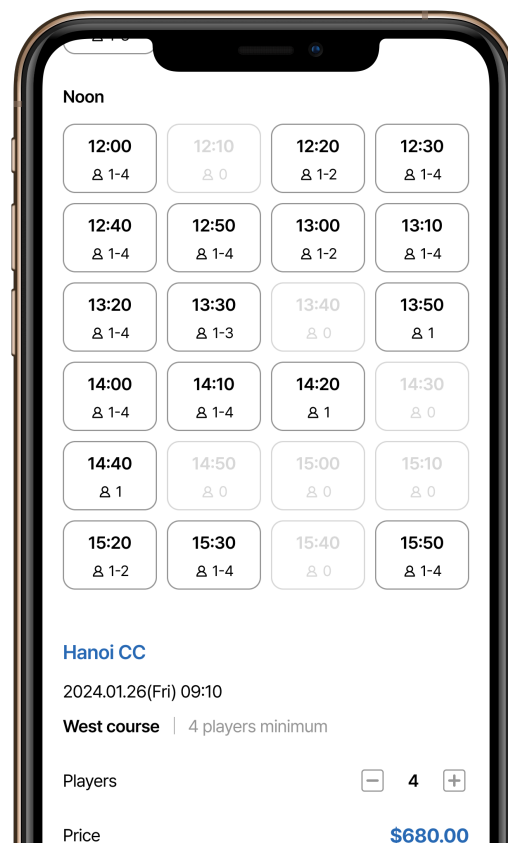


Enter player details and complete payment to confirm the booking.

# APP

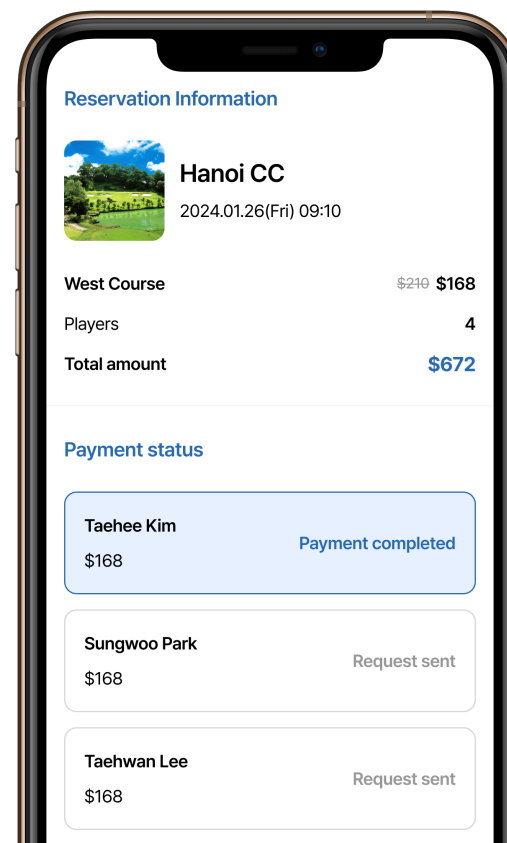
Booking Info & Reminders /Tee-Time Overview

## Tee-Time Overview



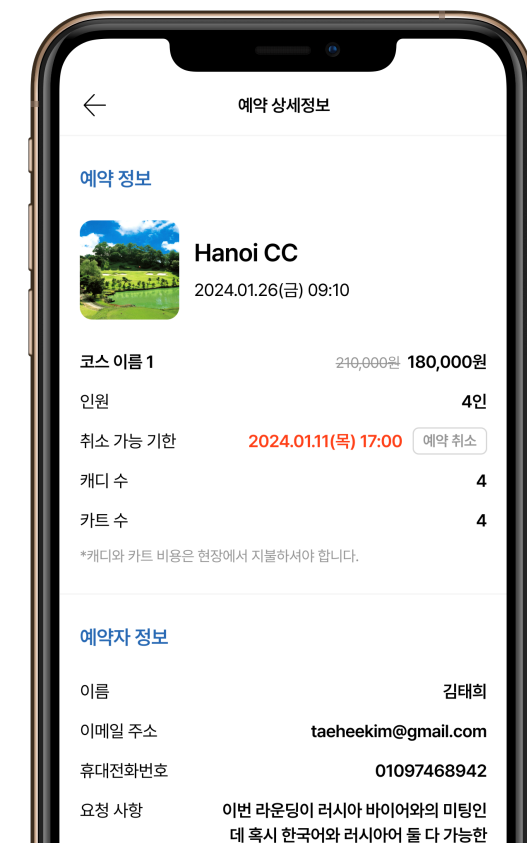
Real-time availability helps golfers book faster with confidence.

## Split Payment



Each player receives a payment link — no manual splitting required.

## Booking Info & Reminders



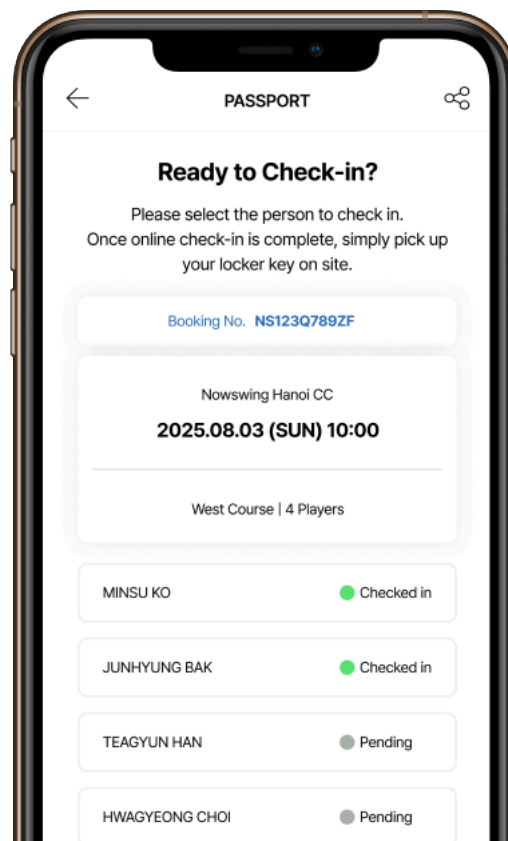
Golfers can view, share, and get automated reminders as tee-time approaches.



# APP

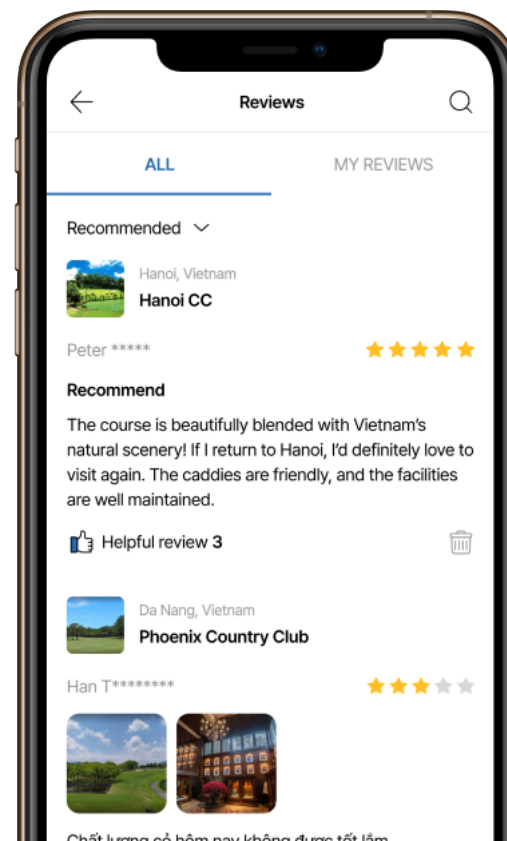
A seamless journey from booking to check-in

## Easy Check-In/Out



App-based real-time check-in streamlines operations and improves guest flow.

## Review System



Reviews build trust and assist future golfers in selecting the right course.

## Return Visit Marketing



In-app campaigns and alerts drive repeat visits and boost retention.

## Benefits After Adoption



**Over 100 new bookings  
each month**



**Reduced manual work  
via phone, SMS & email**



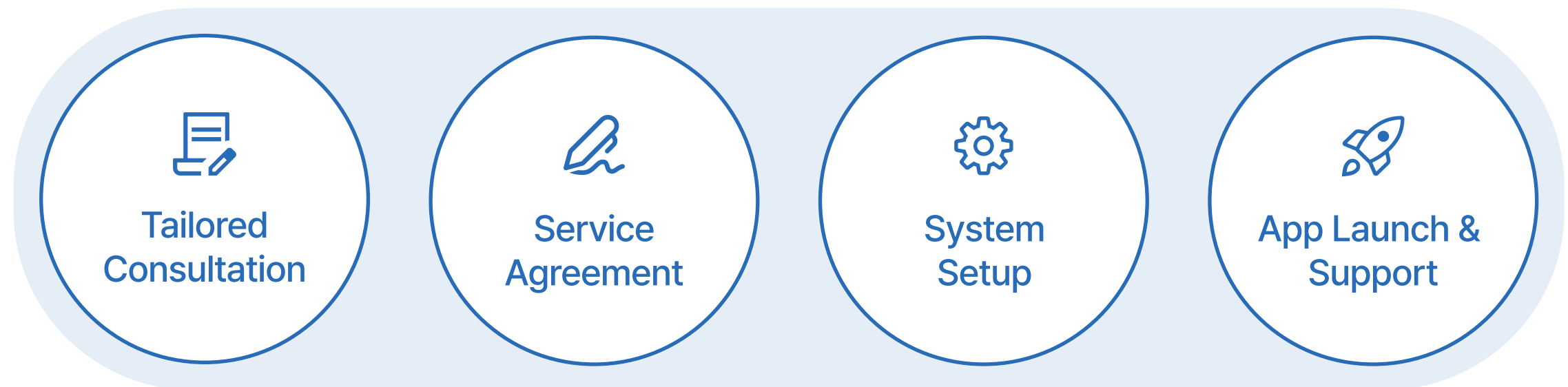
**Attracts golfers  
worldwide**



**Actionable analytics on  
bookings and user behavior**

## Onboarding Process

From initial consultation to live bookings, Nowswing onboards you in just 4 streamlined steps.



- ① We assess your current operations and goals to design an optimized reservation and workflow system.
- ② Once the proposal is finalized, we formalize a service agreement and assign a dedicated onboarding specialist.
- ③ We assist with admin account setup, tee-time registration, and full system configuration.
- ④ Once your course is listed, it goes live instantly — with real-time monitoring and dedicated customer support.

## Partner Benefits

### Benefits for Potential Partners



#### Free Setup & Reduced Fees

OS usage is free,  
with up to 50% off transaction fees.



#### Priority Feature Development

Custom features and  
UI adjustments prioritized.



#### Marketing & Media Exposure

Featured on Nowswing's website, app,  
press kits, and media channels.

\* Valid through October 2025

\* Requires minimum 3-year OS contract

# Now, **Nowswing!**

**EMAIL**      [biz@nowswing.com](mailto:biz@nowswing.com)

**SITE**        [nowswing.com](http://nowswing.com)

